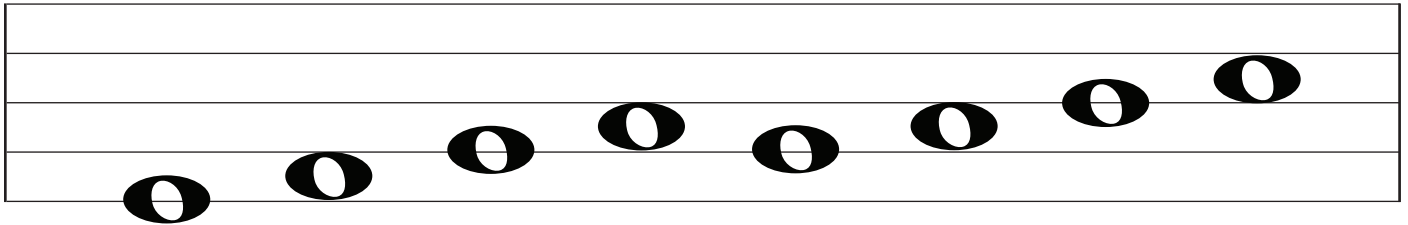


## Note Movement (1. Step)

The notes move (climb) up or down the stave through the closest line and in the closest space.

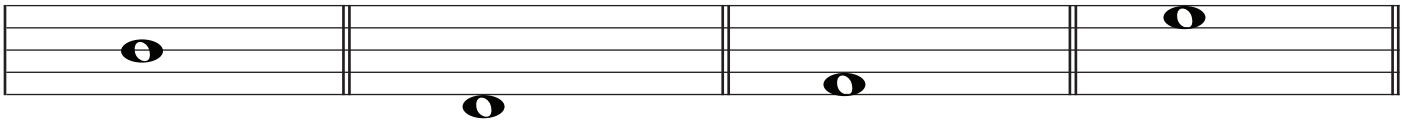
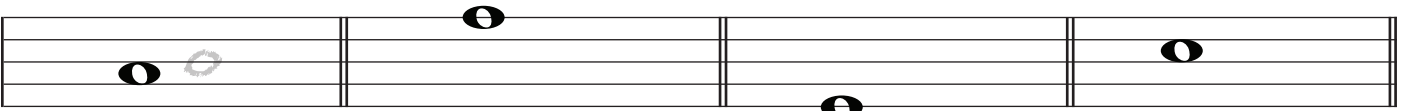
Below is an example of step movement.



line - space



Where does these notes move?

*step up*




Where does these notes move?

*step down*



Where does these notes move?



*step up*

*step down*

*step down*

*step up*

## Note Movement (2. Skip)

The notes move (climb) up or down the stave with the note moving from one line to the next line or from one space to the next space.

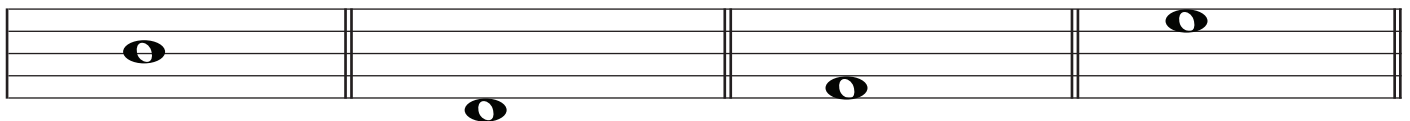

Below is an example of skip movement.




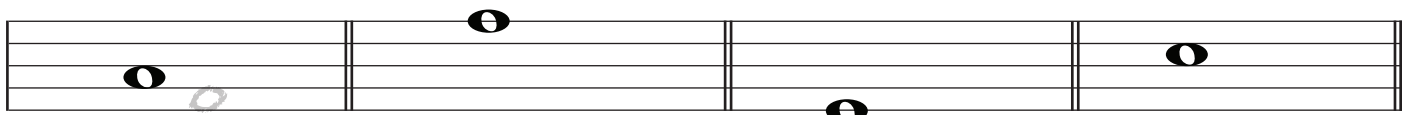
line - line

space - space

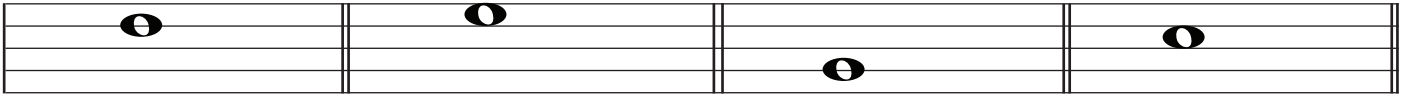
Where does these notes move? *skip up* (draw ledger lines where needed)



Where does these notes move? *skip down* (draw ledger lines where needed)



Where does these notes move? (draw ledger lines where needed)

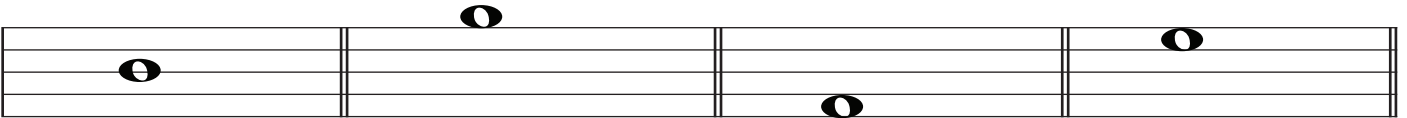


*skip up*

*skip down*

*skip down*

*skip up*




*skip down*

*step down*

*skip up*

*step up*



*step down*

*step up*

*skip up*

*skip down*

## Note Movement (3. Jump)

The notes move (climb) up or down the stave with the note moving from one line to a space skipping both a line and a space.

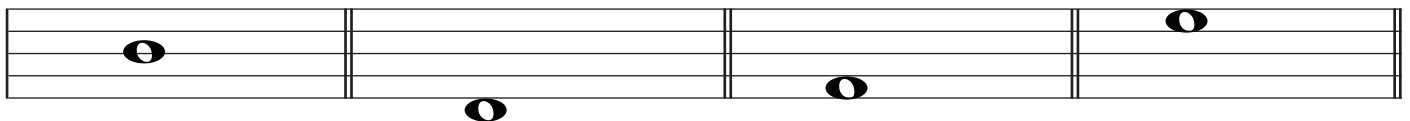

Below is an example of jump movement.




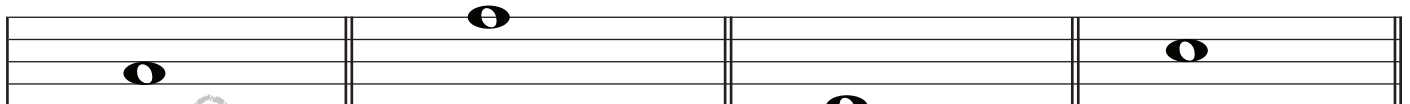
line - space

space - line

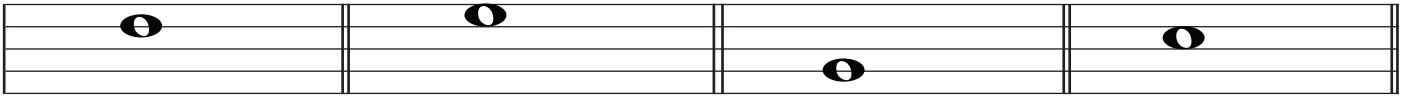
Where does these notes move? *jump up* (draw ledger lines where needed)



Where does these notes move? *jump down* (draw ledger lines where needed)



Where does these notes move? (draw ledger lines where needed)

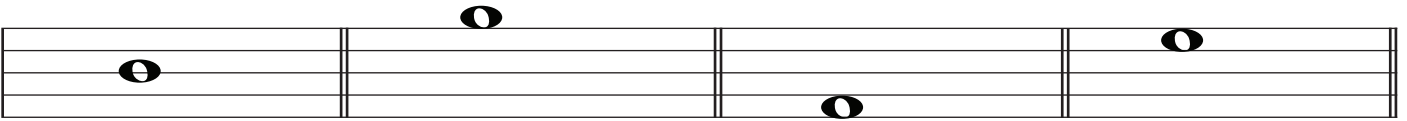


*skip down*

*jump down*

*skip up*

*step up*

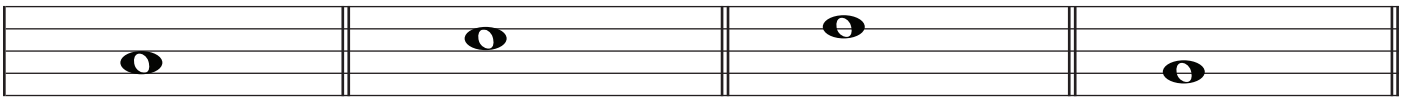


*jump down*

*step down*

*jump up*

*skip up*

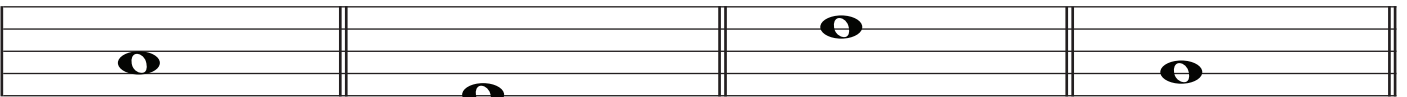


*step down*

*skip down*

*jump up*

*skip up*



*step up*

*jump up*

*step down*

*skip down*

## Note Movement (4. Leap - double skip)

The notes move (climb) up or down the stave with the note moving from one line to a line after skipping a line or from a space to a space after skipping a space.

Below is an example of leap movement.





line - line

space - space

Where does these notes move?

*leap up*


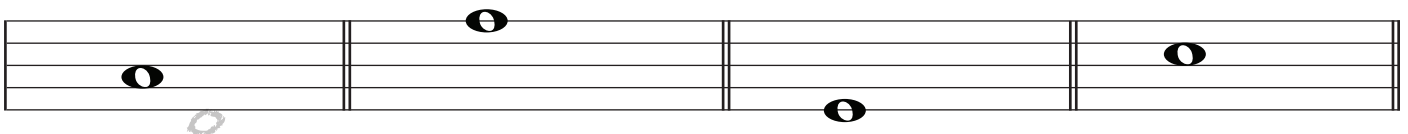
(draw ledger lines where needed)



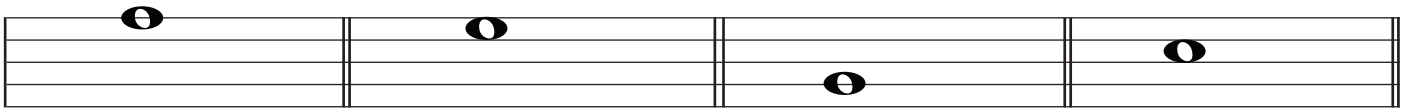
Where does these notes move?

*leap down*

(draw ledger lines where needed)



Where does these notes move? (draw ledger lines where needed)

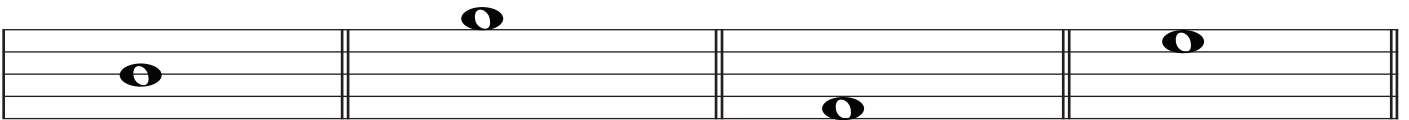


*step down*

*skip up*

*jump down*

*leap up*

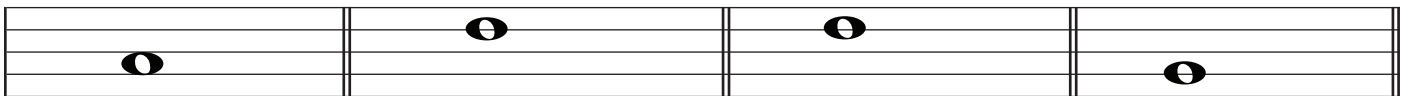


*jump up*

*step up*

*leap down*

*skip down*

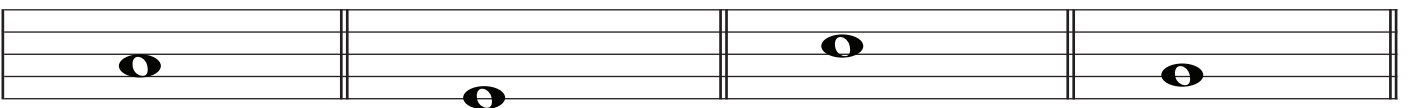


*skip down*

*leap down*

*step up*

*jump up*



*leap up*

*jump down*

*skip up*

*step down*