















Violin Musical Bingo

BASS

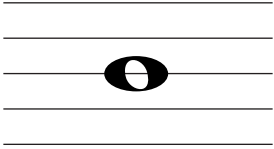
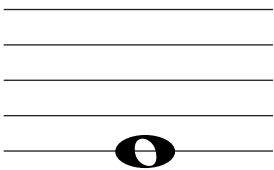

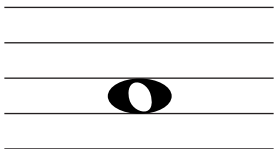


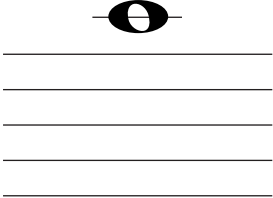

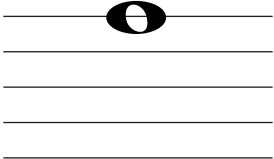
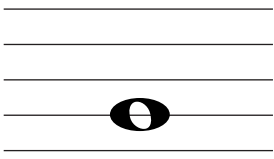

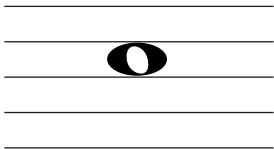


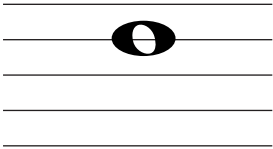

Cut this sheet up and mix them up in a small plastic bag or small bowl. Print out the other 4 Bingo sheets to use for playing. Pick up at random and call out the card name for students to find on their Bingo sheet.

Have Fun!!

<p>Any G note</p>	<p>Bass clef ()</p>	<p>Any A note</p>	<p>semibreve ()</p>
<p>C note in the space ()</p>	<p>Treble clef ()</p>	<p>crotchet ()</p>	<p>minim ()</p>
<p>minim rest ()</p>	<p>semibreve rest ()</p>	<p>C note above the stave ()</p>	<p>crotchet rest ()</p>
<p>D note ()</p>	<p>B note ()</p>	<p>F note ()</p>	<p>E note ()</p>

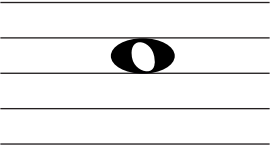
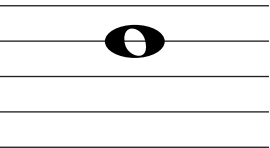

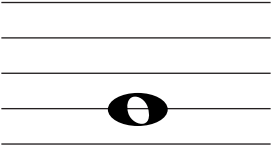
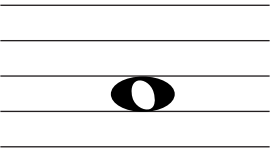
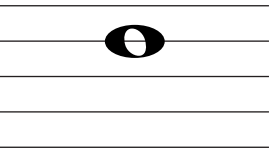

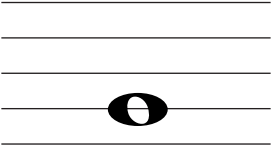
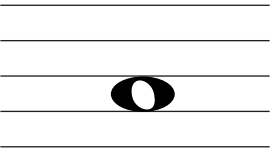
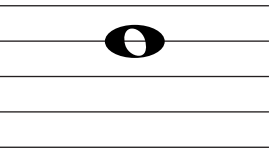

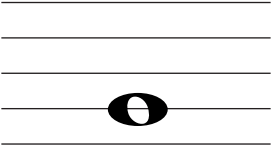
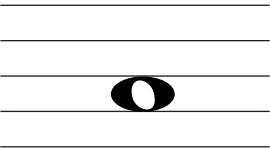
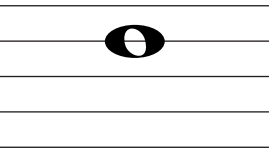

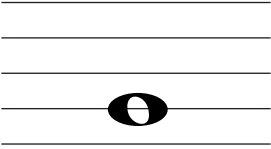
Violin Musical Bingo

BASS

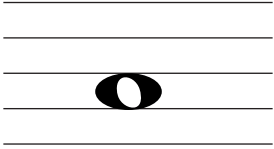


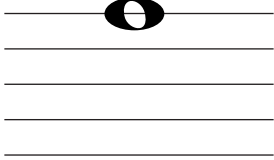
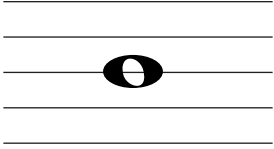



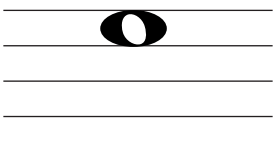

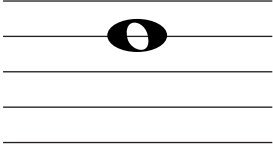
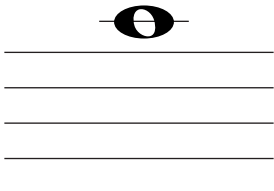

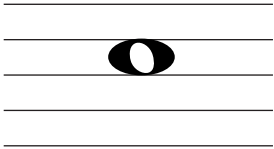
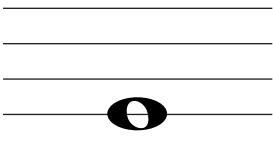

Violin Musical Bingo

BASS

Violin Musical Bingo

BASS

Violin Musical Bingo

BASS

